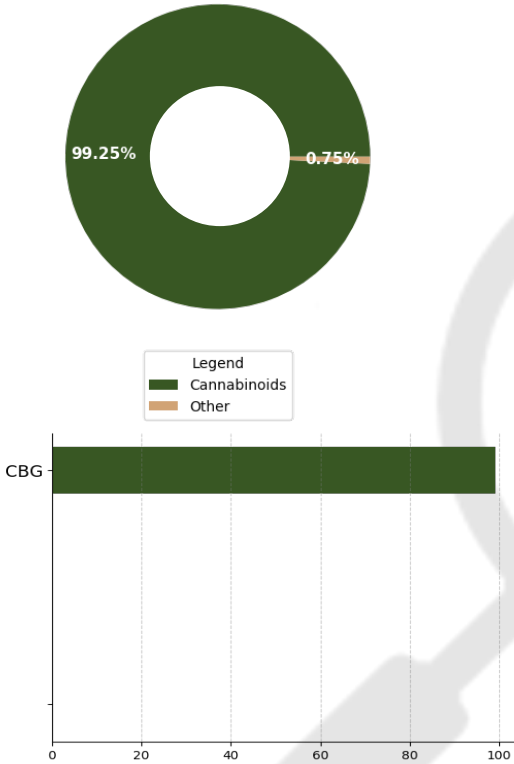


Batch ID:	2111021006	Received:	06/10/2021	Analysis:	18 Cannabinoid Potency
Sample Type:	Isolate	Analyzed:	06/11/2021	Method:	2021.18P.01
		Test ID:	767	Equipment:	UHPLC

CANNABINOID PROFILE
TOTAL CANNABINOID CONTENT


Cannabinoid	LOD (%)	LOQ (%)	Result (%)	Result (mg/g)
Cannabidiol (CBD)	5.85e-05	1.77e-04	ND	ND
Cannabigerol (CBG)	5.46e-05	1.66e-05	99.25	992.52
Δ9-Tetrahydrocannabinol (Δ9-THC)	4.87e-05	1.48e-04	ND	ND
Cannabacitrin (CBT)	5.03e-05	1.52e-04	ND	ND
Cannabichromene (CBC)	4.96e-05	1.50e-04	ND	ND
Cannabinol (CBN)	4.94e-05	1.50e-04	ND	ND
Cannabicyclol (CBL)	2.04e-05	6.19e-05	ND	ND
Cannabicyclic acid (CBLA)	3.88e-05	1.17e-04	ND	ND
Tetrahydrocannabivarin (THCV)	5.74e-05	1.74e-04	ND	ND
Δ8-Tetrahydrocannabinol (Δ8-THC)	6.81e-05	2.06e-04	ND	ND
Cannabinolic (CBNA)	2.56e-05	7.76e-05	ND	ND
Tetrahydrocannabivarin Acid (THCVA)	5.24e-05	1.59e-04	ND	ND
Cannabigerolic acid (CBGA)	5.18e-05	1.57e-04	ND	ND
Cannabidiolic acid (CBDA)	5.53e-05	1.68e-04	ND	ND
Cannabidivarin (CBDV)	4.64e-05	1.41e-04	ND	ND
Tetrahydrocannabinolic Acid (THCA)	5.99e-05	1.82e-04	ND	ND
Cannabichromenic acid (CBCA)	5.41e-05	1.64e-04	ND	ND
Cannabidivarinic Acid (CBDVA)	4.88e-05	1.48e-04	ND	ND
Total Cannabinoid**			99.25	992.52
Total Potential THC*			0.00	0.00
Total Potential CBD*			0.00	0.00
Total Potential CBG*			99.25	992.52

* Total Potential THC/CBD/CBG is calculated using the following formulas to consider the loss of a carboxyl group during decarboxylation step.

* Total THC = THC + (THCa *(0.877)) and Total CBD = CBD + (CBDA *(0.877)) and Total CBG = CBG + (CBGa*(0.877))




** Total Cannabinoids result reflects the absolute sum of all cannabinoids detected.

% = % (w/w) = Percent (Weight of Analyte / Weight of Product)

REMARKS

Passed visual inspection for particulates, mold, mildew, and other foreign substances.

FINAL AUTHORIZATION

		
Andrew Shannon 06/11/2021 12:49 PM	Brian McCoy 06/11/2021 01:45 PM	Logan Cline 06/11/2021 01:45 PM
ANALYZED BY/DATE	AUTHORIZED BY/DATE	RELEASED BY/DATE

Laboratory results are based on the sample submitted to Extract Labs, INC, in the condition it was received. Extract Labs, INC warrants that all analyses performed were done in a professional manner in accordance with all relevant standard laboratory practices and good manufacturing practices. Extract Labs, INC is currently in the process of obtaining ISO 17025 accreditation but has not yet been obtained. All data was generated using certified reference materials and NIST traceable reference standards. Report can only be reproduced with the written consent of Extract Labs, INC.



Batch ID:	2111021006	Received:	06/10/2021	Analysis:	Residual Solvents
Sample Type:	Isolate	Analyzed:	06/11/2021	Method:	2021.RS.01
		Test ID:	769	Equipment:	GCMS


RESIDUAL SOLVENTS

SOLVENT	REPORTABLE RANGE	RESULT (ppm)
Acetone	100 - 1000	*ND
Acetonitrile	100 - 1000	*ND
Benzene	0.2 - 4	*ND
Butanes	100 - 1000	*ND
Ethanol	100 - 1000	*ND
Ethyl Acetate	100 - 1000	*ND
Heptane	100 - 1000	*ND
Hexanes	6 - 120	*ND
Isopropyl Alcohol	100 - 1000	*ND
Methanol	100 - 1000	*ND
Pentanes	100 - 1000	*ND
Propane	100 - 1000	*ND
Toluene	18 - 360	*ND
Xylenes	43 - 860	*ND

REMARKS

*ND = Below Reportable Range

Passed visual inspection for particulates, mold, mildew, and other foreign substances.

FINAL AUTHORIZATION


Andrew Shannon 06/11/2021 11:22 AM

ANALYZED BY/DATE


Brian McCoy 06/11/2021 01:38 PM

AUTHORIZED BY/DATE


Logan Cline 06/11/2021 01:46 PM

RELEASED BY/DATE

Laboratory results are based on the sample submitted to Extract Labs, INC, in the condition it was received. Extract Labs, INC warrants that all analyses performed were done in a professional manner in accordance with all relevant standard laboratory practices and good manufacturing practices. Extract Labs, INC is currently in the process of obtaining ISO 17025 accreditation but has not yet been obtained. All data was generated using certified reference materials and NIST traceable reference standards. Report can only be reproduced with the written consent of Extract Labs, INC.



Product Specification

CBG Isolate

Product Information

Product	CBG Isolate
Botanical name	<i>Cannabis sativa</i> L.
Plant Part	Flower
Country of Origin	USA
Extraction Process	CO2 Extraction, Winterization, Distillation, Isolation
Ingredient Statement	CO2-Extracted CBG Isolate

Organoleptic Description

Appearance	White dry powder
Aroma	Typical
Taste	Characteristic

Physical Characteristics

Cannabigerol Content (CBG):	98-99.9%
Tetrahydrocannabinol Content (THC):	0.0%

Shelf Life

Shelf life in original glass jar for up to 1 year.

Packaging

Glass jar, size dependent on individual order.

Recommended Storage Conditions

Store at ambient conditions in airtight container.

Kosher Certification

CBG Isolate is certified Kosher by the Orthodox Union, UKD-ID: OUV3-5B89433.

GMP Certification

This product was produced in a cGMP Compliant Facility, audited through Eurofins, Certificate #4949.

I declare that the information given is believed to be correct as of date specified below.

Name: Alyssa Rosenblum

Title: Quality Manager

Date: February 12th, 2020

KF

Batch ID:	N/A	Test ID:	T000107185
Type:	Plant	Submitted:	10/30/2020 @ 12:08 PM
Test:	Metals	Started:	11/4/2020
Method:	TM19	Reported:	11/4/2020

HEAVY METALS

Analyte	Dynamic Range (ppm)	Result (ppm)
Arsenic	0.036 - 3.56	ND
Cadmium	0.035 - 3.49	ND
Mercury	0.036 - 3.56	ND
Lead	0.034 - 3.40	ND

* ND = None Detected (Defined by Dynamic Range of the method)

FINAL APPROVAL

Daniel Weidensaul
4-Nov-2020
5:58 PMGreg Zimpfer
4-Nov-2020
8:00 PM

PREPARED BY / DATE

APPROVED BY / DATE

Testing results are based solely upon the sample submitted to Botanacor Laboratories, LLC, in the condition it was received. Botanacor Laboratories, LLC warrants that all analytical work is conducted professionally in accordance with all applicable standard laboratory practices using validated methods. Data was generated using an unbroken chain of comparison to NIST traceable Reference Standards and Certified Reference Materials. This report may not be reproduced, except in full, without the written approval of Botanacor Laboratories, LLC.

KF


Batch ID:		Test ID:	T000107184
Type:	Plant	Submitted:	10/30/2020 @ 12:08 PM
Test:	Pesticides	Started:	11/3/2020
Method:		Reported:	11/4/2020


PESTICIDE RESIDUE

Compound	Dynamic Range (ppb)	Result (ppb)	Compound	Dynamic Range (ppb)	Result (ppb)
Acephate	38 - 2235	ND*	Malathion	272 - 2235	ND*
Acetamiprid	37 - 2235	ND*	Metalaxyl	261 - 2235	ND*
Abamectin	>250	ND*	Methiocarb	38 - 2235	ND*
Azoxystrobin	41 - 2235	ND*	Methomyl	37 - 2235	ND*
Bifenazate	271 - 2235	ND*	MGK 264 1	143 - 2235	ND*
Boscalid	265 - 2235	ND*	MGK 264 2	109 - 2235	ND*
Carbaryl	38 - 2235	ND*	Myclobutanil	39 - 2235	ND*
Carbofuran	38 - 2235	ND*	Naled	256 - 2235	ND*
Chlorantraniliprole	247 - 2235	ND*	Oxamyl	35 - 2235	ND*
Chlorpyrifos	273 - 2235	ND*	Paclobutrazol	39 - 2235	ND*
Clofentezine	259 - 2235	ND*	Permethrin	282 - 2235	ND*
Diazinon	272 - 2235	ND*	Phosmet	266 - 2235	ND*
Dichlorvos	>242	ND*	Prophos	249 - 2235	ND*
Dimethoate	37 - 2235	ND*	Propoxur	38 - 2235	ND*
E-Fenpyroximate	291 - 2235	ND*	Pyridaben	39 - 2235	ND*
Etofenprox	43 - 2235	ND*	Spinosad A	38 - 2235	ND*
Etoxazole	42 - 2235	ND*	Spinosad D	11 - 2235	ND*
Fenoxycarb	>253	ND*	Spiromesifen	>30	ND*
Fipronil	315 - 2235	ND*	Spirotetramat	>256	ND*
Flonicamid	40 - 2235	ND*	Spiroxamine 1	15 - 2235	ND*
Fludioxonil	>299	ND*	Spiroxamine 2	21 - 2235	ND*
Hexythiazox	297 - 2235	ND*	Tebuconazole	274 - 2235	ND*
Imazalil	55 - 2235	ND*	Thiacloprid	37 - 2235	ND*
Imidacloprid	39 - 2235	ND*	Thiamethoxam	36 - 2235	ND*
Kresoxim-methyl	246 - 2235	ND*	Trifloxystrobin	38 - 2235	ND*

* ND = None Detected (Defined by Dynamic Range of the method)

N/A

FINAL APPROVAL

 Tyler Wiese
 4-Nov-2020
 5:59 PM


 Greg Zimpfer
 4-Nov-2020
 8:39 PM

PREPARED BY / DATE

APPROVED BY / DATE

Testing results are based solely upon the sample submitted to Botanacor Laboratories, LLC, in the condition it was received. Botanacor Laboratories, LLC warrants that all analytical work is conducted professionally in accordance with all applicable standard laboratory practices using validated methods. Data was generated using an unbroken chain of comparison to NIST traceable Reference Standards and Certified Reference Materials. This report may not be reproduced, except in full, without the written approval of Botanacor Laboratories, LLC.